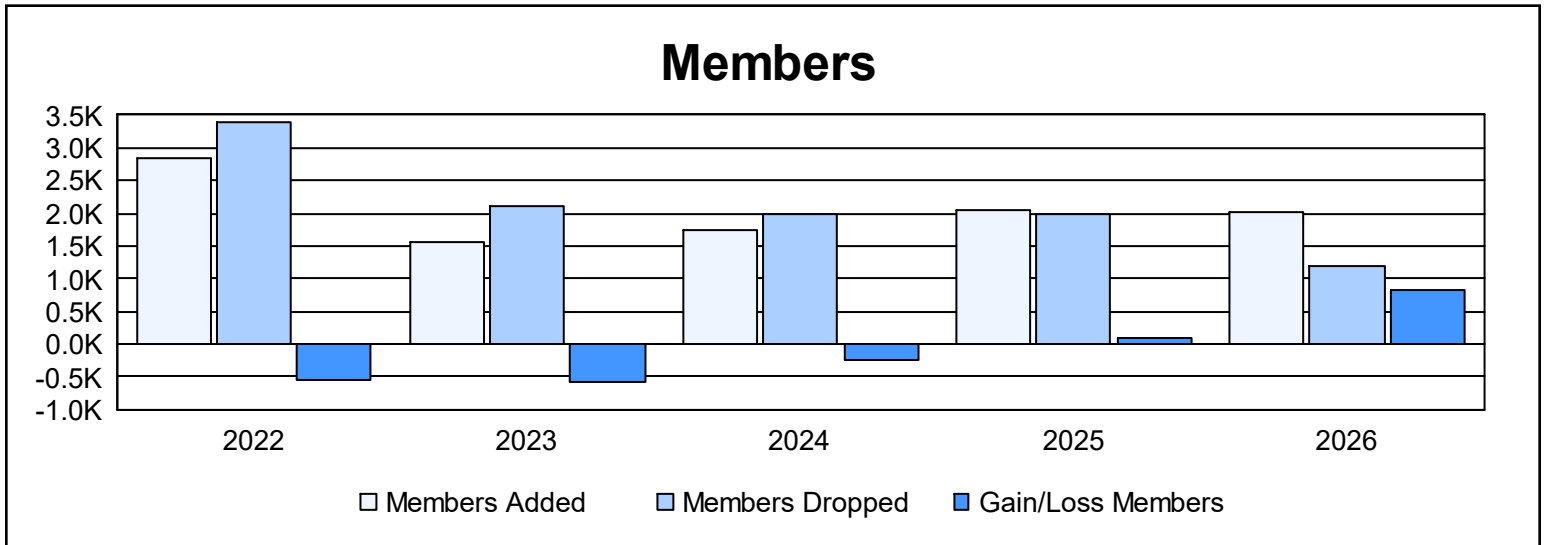
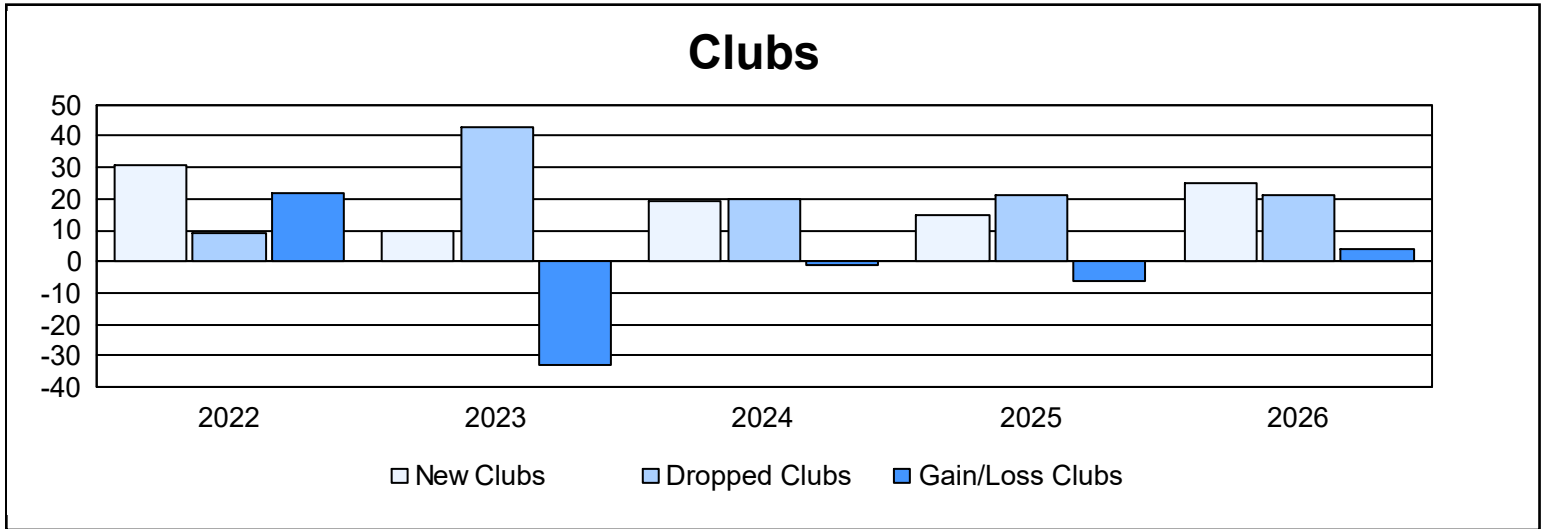
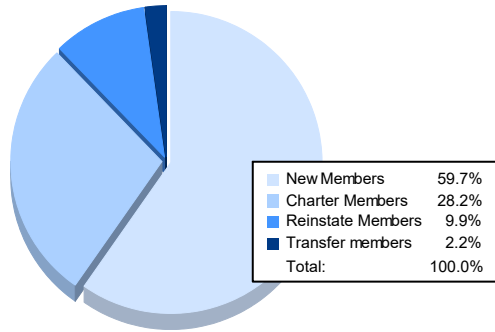


Year	New Clubs	Dropped Clubs	Gain/ Loss Clubs	New Members	Charter Members	Reinstate Members	Transfer Members	Total Member Added	Total Members Dropped	Gain/ Loss Members
2021-2022	31	9	22	1,685	907	115	146	2,853	3,406	-553
2022-2023	10	43	-33	942	379	168	57	1,546	2,115	-569
2023-2024	19	20	-1	1,087	414	168	67	1,736	1,983	-247
2024-2025	15	21	-6	1,308	390	250	113	2,061	1,972	89
2025-2026	25	21	4	1,202	569	199	45	2,015	1,187	828
Average	20	23	-3	1,245	532	180	86	2,042	2,133	-90



Membership Composition March 2026 Cumulative



Gender Composition March 2026 Cumulative

